

EVOLUTION OF HIGH SCHOOL EDUCATION IN IALOMITA COUNTY

Andrei Georgian DRAGHICI, Ioana VATRA

Scientific Coordinator: Assoc. Prof. PhD Mihai DORU

University of Agronomic Sciences and Veterinary Medicine of Bucharest, 59 Mărăști Blvd, District 1, 011464, Bucharest, Romania

Corresponding author: email: ady_yo38@yahoo.com

Abstract

The paper aims to present the evolution of higher education during the period between 2004-2014 in County Ialomita, including the towns of Slobozia, Urziceni, Fetesti, Tandarei, Cazanesti and Armasesti. It is based on the statistical data provided by the Ministry of Education and Research. During the analyses period, the percent of graduation of the baccalaureate exams has continuously decreased, so that in the year 2004 83,92% of the students had promoted the baccalaureate exams, while in 2014 only 57,06% did.

Key words: evolution, high school, graduation, baccalaureate

INTRODUCTION

The baccalaureate exam is one of the most important exams in a student's life, representing the milestone from the pupil's life to the student's life. Nevertheless, the studies have shown a slight lack of interest from the pupils' part regarding the passing of this exam.

As a result of the research, the year 2004 is represented by the highest percentage of graduation (83.92%) while the year 2014 is represented by the lowest one (57.06%).

MATERIALS AND METHODS

Story maps use geography as a means of organizing and presenting information. They tell the story of a place, event, issue, trend, or pattern in a geographic context. They combine interactive maps with other rich content-text, photos, video, and audio-within user experiences that are basic and intuitive.

For the most part, story maps are designed for general, non-technical audiences.

Many story maps are aimed at everyone, that is, anyone with access to the Internet and a

curiosity about the world. However, story maps can also serve highly specialized audiences.

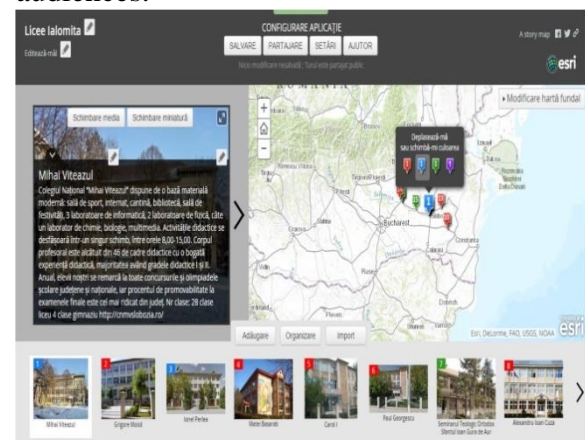


Figure 1

They can summarize issues for managers and decision makers. They can help departments or teams within organizations to communicate with their colleagues.

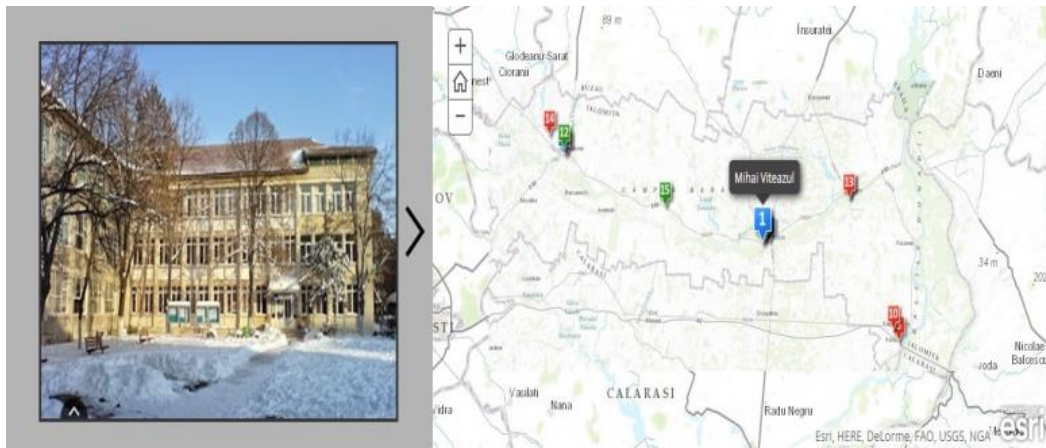


Figure 2

Although story maps can incorporate analytical tasks, they are not intended to do the heavy lifting of geographic information systems. They use the tools of GIS, and often present the results of spatial analysis, but don't require their users to have any special knowledge or skills in GIS. Story maps use interactive web maps created with ArcGIS Online, Esri's cloud-based mapping and GIS

system. ArcGIS web maps let you combine your own data, including spreadsheets and GIS data, with authoritative content and thematic maps from Esri and the GIS community, on top of our beautiful base maps. The web maps support visualization, queries, analytics, and pop-ups for map features with rich content including photos and graphs.

ID	Name	Address	City	Zipcode	description	thumb_URL	pic_url	School_Type	Lat	Long
1	Mihai Viteazul	Bulevardul U Slobozia		920022	http://cnmv.https://lh3.gichttps://lh3.goc	https://lh3.goc	Colegiu National	44.56455	27.35444	
2	Grigore Moisil	Strada Teilor Urziceni		925300	http://www.https://lh3.gichttps://lh3.goc	https://lh3.goc	Colegiu National	44.71182	26.64813	
3	Ionel Perlea	Strada Mihai Slobozia		920093	http://www.https://lh5.gichttps://lh5.goc	https://lh5.goc	Liceu de Arte	44.5642	27.37661	
4	Matei Basarab	Bulevardul M Slobozia		920031	http://www.https://lh6.gichttps://lh6.goc	https://lh6.goc	Liceu Pedagogic	44.56342	27.35409	
5	Carol I	Strada C?i?ra Fete?ti		925150	http://ltcaro.https://lh5.gichttps://lh5.goc	https://lh5.goc	Liceu Teoretic	44.39079	27.84106	
6	Paul Georgescu	Strada ?tefan ??nd?rei		925200	http://scoli.https://lh5.gichttps://lh5.goc	https://lh5.goc	Liceu Teoretic	44.63822	27.6637	
7	Seminarul Teologic O	Strada Alexar Slobozia		920025	http://www.https://lh6.gichttps://lh6.goc	https://lh6.goc	Liceu Teoretic	44.56366	27.35914	
8	Alexandru Ioan Cuza	Strada Lacul Slobozia		920024	http://www.https://lh6.gichttps://lh6.goc	https://lh6.goc	Liceu Tehnologic	44.57023	27.35836	
9	Sffnta Ecaterina	Strada Pandi Urziceni		925300	http://www.https://lh6.gichttps://lh6.goc	https://lh6.goc	Liceu Tehnologic	44.71527	26.6406	
10	Liceul Tehnologic de I	Strada Sirene Fete?ti		925150	http://gsiaf.https://lh6.gichttps://lh6.goc	https://lh6.goc	Liceu Tehnologic	44.41132	27.82019	
11	Mihai Eminescu	Strada Lacul Slobozia		920024	http://www.https://lh6.gichttps://lh6.goc	https://lh6.goc	Liceu Tehnologic	44.56875	27.36107	
12	Liceul Tehnologic?iUr	Strada Buz?u Urziceni		925300	https://www.https://lh6.gichttps://lh6.goc	https://lh6.goc	Liceu Tehnologic	44.72432	26.63873	
13	Liceul Tehnologic??i	Strada Fete? ?nd?rei		925200	http://www.https://lh3.gichttps://lh3.goc	https://lh3.goc	Liceu Tehnologic	44.6387	27.66218	
14	Iordache Zossima	Arm?e?i		927030	http://www.https://lh6.gichttps://lh6.goc	https://lh6.goc	Liceu Tehnologic	44.74694	26.58609	
15	Liceul Tehnologic C?z	Strada G?rii C?z?ne?ti		927065	http://www.https://lh3.gichttps://lh3.goc	https://lh3.goc	Liceu Tehnologic	44.62522	27.0024	

Figure 3

RESULTS AND DISCUSSIONS

The graduation of the baccalaureate exam has continuously decreased from 83.92% in 2004 to 57.05% in 2014 and it has mostly been caused by the measures taken to fight fraud in

the organization and unfolding of the baccalaureate exam, stated the Minister of Education, Daniel Funeriu, for Mediafax. Above 55% of high school graduates in Ialomita who enrolled in the baccalaureate

exam in summer succeeded in passing the exam of maturity.

The percentage is lower than the one in the last years but the representatives of the School Inspectorate state that most of those who have failed the exam are from previous generations and that 60% of the candidates from the current series succeeded in passing the exam of maturity.

The College “MihaiViteazul” is on the first place with a percentage of 92.99%, The Theological Seminar “St. IoanGura de Aur” is on the second place with 88.89% (but with 100% from the current series) and the Art High School “IonelPerlea” is on the third place with 85.10%.

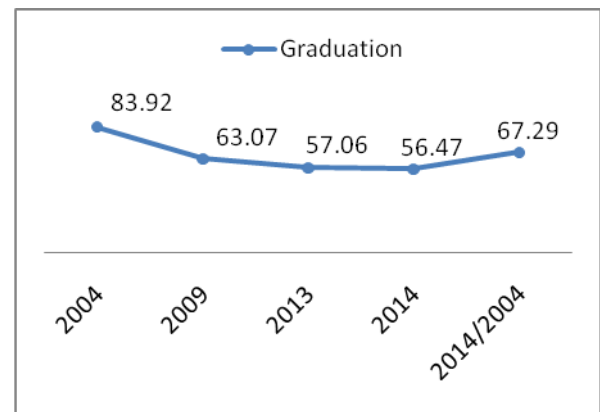


Figure 4. Evolution of graduation

At the opposite end there are the high schools from Grivita, Cazanesti, Mihail Kogalniceanu and Technologic Urziceni, where none of the candidates passed the exam.

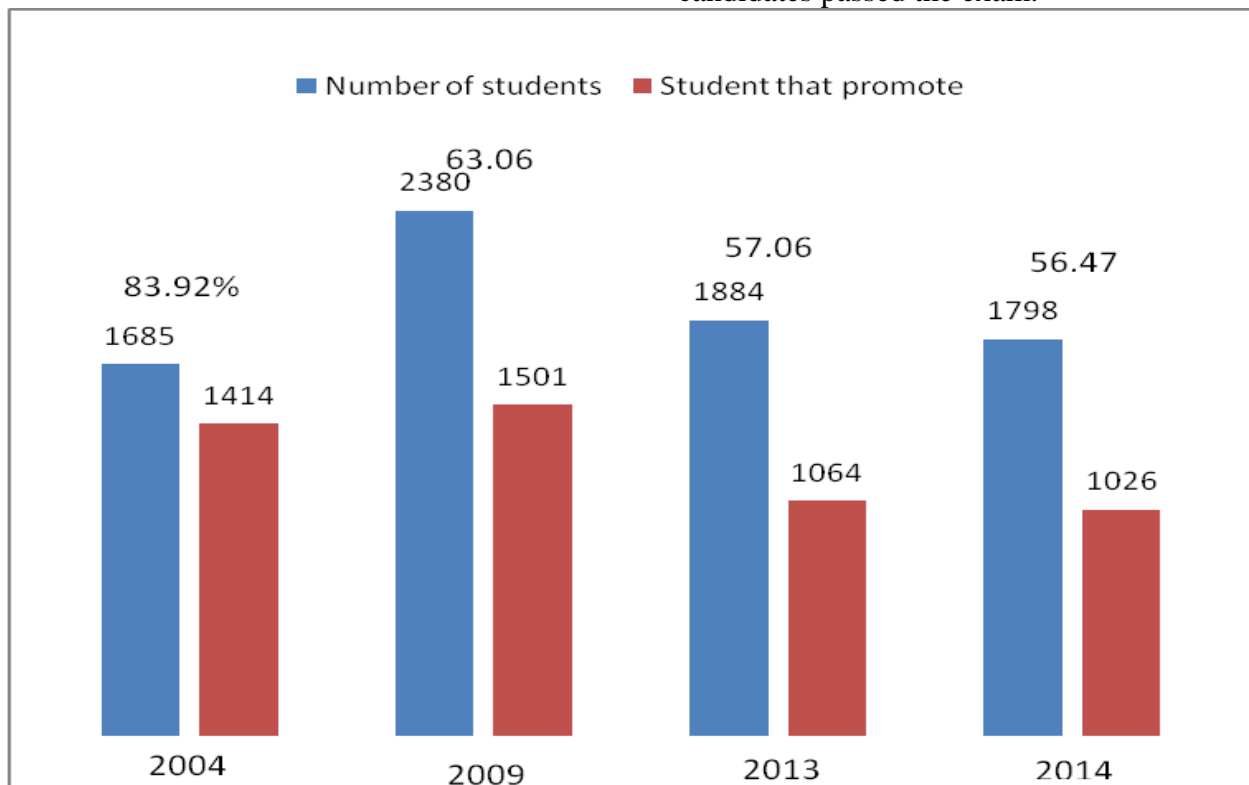


Figure 5. Statistic data

CONCLUSIONS

The results of the baccalaureate exam have decreased because of the lack of vigilance from the supervisors' part and of the new regulations regarding the introduction and usage of the surveillance cameras but especially because of the students' lack of interest. The increased difficulty has also been an impediment in the graduation of the exam.

REFERENCES

www.arcgis.com
Bacalaureat.edu.ro
<http://www.isjialomita.ro/>
<http://cnmvslobozia.ro/>
<http://www.ltgm.ro/>
<http://www.licped.ro/>
<http://scoli.didactic.ro/liceul-teoretic-paul-georgescu-tandarei>
<http://www.sfec.ro/>
<http://www.grupscolartandarei.ro>